

STATEMENT OF APPROPRIATIONS, ALLOTMENTS, OBLIGATIONS, DISBURSEMENTS AND BALANCES
As of the Quarter Ending June 30, 2018

Department: Other Executive Offices
Agency: Technical Education and Skills Development Authority
Operating Unit: Central Office
Organization Code (UACS): 260410100000
Fund Cluster: 01 - Regular Agency Fund

Authorization: 01 - Current Year Appropriations
Report Status: ALL


Table with columns: Particulars, UACS CODE, Appropriation (Authorized, Adjustments, Adjusted), Allotments (Received, Adjustments, Transfer To, Transfer From, Adjusted Total), Current Year Obligations (1st-4th Quarter, Ending, Total), Current Year Disbursements (1st-4th Quarter, Ending, Total), Balances (Unreleased, Unobligated, Unpaid Obligations). Rows include Agency Specific Budget, Specific Budgets of National Government Agencies, General Administration and Support, Support to Operations, Operations, and various programs like Technical Education and Skills Development.

Particulars	UACS CODE	Appropriation			Allotments					Current Year Obligations					Current Year Disbursements					Balances			
		Authorized Appropriation	Adjustments (Transfer (To)/From, Realignment)	Adjusted Appropriations	Allotments Received	Adjustments (Withdrawal, Realignment)	Transfer To	Transfer From	Adjusted Total Allotments	1st Quarter	2nd Quarter	3rd Quarter	4th Quarter	Total	1st Quarter	2nd Quarter	3rd Quarter	4th Quarter	Total	Unreleased Appropriations	Unobligated Allotment	Unpaid Obligations	
										Ending	Ending	Ending	Ending		Ending	Ending	Ending	Ending				Ending	Ending
		3	4	5=(3+4)	6	7	8	9	10=(6+(-7)-8+9)	11	12	13	14	15=(11+12+13+14)	16	17	18	19	20=(16+17+18+19)	21=(5-10)	22=(10-15)	23	24
GRAND TOTAL		4,786,884,000.00	-2,156,080,751.05	2,632,803,248.95	4,223,263,000.00		-2,156,080,751.05		2,067,182,248.95	221,831,456.32	1,237,095,874.85			1,458,927,331.17	111,077,092.06	127,453,508.46			238,530,600.52	565,621,000.00	608,254,917.78		1,220,396,730.65
PS		312,089,000.00		312,089,000.00	185,558,000.00				185,558,000.00	54,318,017.18	53,532,377.51			107,850,394.69	47,366,043.15	52,613,406.90			99,979,450.05	126,531,000.00	77,707,605.31		7,870,944.64
MOOE		4,334,976,000.00	-2,156,080,751.05	2,178,895,248.95	3,895,805,000.00		-2,156,080,751.05		1,739,805,248.95	160,417,229.34	1,123,020,497.34			1,283,437,726.68	63,711,048.91	67,283,309.26			130,994,358.17	439,090,000.00	456,367,522.27		1,152,443,368.51
FinEX																							
CO		141,819,000.00		141,819,000.00	141,819,000.00				141,819,000.00	7,096,209.80	60,543,000.00			67,639,209.80		7,556,792.30			7,556,792.30		74,179,790.20		60,082,417.50


Certified Correct:


 WILMA F. ROQUE
 Agency Budget Officer
 Date:


Certified Correct:


 EMELY Q. TESORO
 Agency Chief Accountant
 Date:

Recommended By:


 MA. MAGDALENA P. BUTAD
 Director, FMS
 Date:

Approved By:


 PILAR G. DE LEON
 Director IV - AS
 Chief of Services for Administration
 Date: